

PHILIPS

AVENT

Manual Breast Pump

Regular set



SCF430/20

Pumping made simple

Natural Motion Technology, for quick milk flow

The Philips Avent Portable Manual Breast Pump with Natural Motion Technology, inspired by baby's suckling for quick let down. Fits all nipples and easily adjustable rhythm and vacuum. Finding the right nipple is important. See more below

Easy to clean

- Easy to clean and set up

Other benefits

- Choose the right teat flow for your baby

Comfortable expression

- Express and feed
- Easily triggers milk release before or between feeding
- Express without leaning forward
- Choose your rhythm, follow your milk flow

Portable and convenient

- Ideal for occasional pumping, everywhere everytime

Simple, gentle and effective

- Helps with stimulation of milk flow
- Soft and adaptive silicone cushion

Highlights

Natural Motion Technology



The innovative silicone flange - inspired by baby's unique suckling action - stimulates the nipple to help start your milk flow, fast. For comfortable and effective expression.

Adapts to your nipples



Because we all come in different shapes and sizes, the silicone cushion gently flexes and adapts to fit your unique anatomy. Fits 99.98% of all nipple sizes* (up to 30mm).

Finding the right teat is important



If your newborn baby is consistently not taking enough milk throughout the feeding sessions or has complications in getting milk, switch to a teat with a higher flow rate. If persistent feeding issues occur, consult a healthcare professional.

Find the right teat flow




Every baby feeds differently and develops at their own pace. We've designed a range of flow rates so you can find the perfect one for your baby and personalise your bottle. All of the Natural Response Teats are made of soft silicone.

Portable and easy to use




The breast pump is small and lightweight, which means it is easy to store and transport, making pumping on the go simple and discreet.

Stimulates milk release




A unique, portable manual breast pump ideal for mothers who need to gently release their milk while away from home, or before breastfeeding.

Suction and flow control



Feel free to adjust the pumping rhythm and suction to suit your needs, comfort and milk flow.

Sit comfortably



Relax and sit comfortably while you express - thanks to our design that lets you sit upright, rather than having to lean forward.

Highlights

Easy to clean and set up



Because there are only a few parts, our new pump is easy to set up and clean.

Express and feed



To feed using your expressed milk, simply attach the soft teat to the bottle container. To store your milk for feeding later on, close the bottle using the sealing disc.

Specifications

What is included

Disposable breast pads: 4 pcs

Sealing disc: 1 pcs

Cushion cover: 1 pcs

Expression kit with handle: 1 pcs

Milk bags: 5 pcs

125 ml (4 oz) Bottle: 1 pcs

Slow Teat: 1 pcs

Functions

Soft and adaptive cushion: Gentle stimulation



* Based on: (1)Mangel et al. Breastfeeding difficulties, breastfeeding duration, maternal body mass index and breast anatomy: are they related?. Breastfeeding Medicine, 26 April 2019, (109 participants, Israel); (2)Ziemer et al. Skin changes and pain in the nipple during the 1st week of lactation.

* Journal of Obstetric, Gynecologic & Neonatal Nursing, May 1993, (20 participants (Caucasian), USA); (3)Ramsay et al. Anatomy of the lactating human breast redefined with ultrasound imaging, 2005, (28 participants, Australia).

* BPA-free breast pump: Only associated with the bottle and other parts that come into contact with breast milk. Following EU regulation, 10/2011